


IT'S YOUR TURN

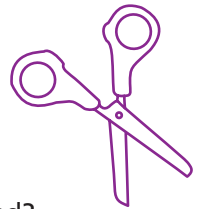


Paula Rasmus-Dede (Aleut, b. 1946), *Pedaling My Inner Child*, 2008, found art. Heard Museum Collection, Gift of the Artist and John Q. Dede, 4749-1.




LOOKING AT ART:

- ◆ What do you see?
- ◆ What patterns do you notice?
- ◆ What does this remind you of?
- ◆ What materials do you think the artist used?
- ◆ Why do you think the artist chose these colors?
- ◆ What kind of sounds or music would go well with this artwork?
- ◆ Have you seen something like this in your community? If so, where?



WHAT IS FOUND ART?

Found art is a type of art that is made up of objects an artist finds that are not normally considered very artistic. The artist then changes the object by adding or removing parts to transform or repurpose it into a work of art.



MAKE YOUR OWN SCULPTURE FROM AN ORDINARY TOY.

Materials: glue, old toy, colorful paper, yarn, ribbon, pipe cleaners, pony beads, fabric, tape, scissors

- ◆ Collect materials for your artwork and choose an old toy you can repurpose.
- ◆ Arrange your materials to create fun patterns and designs. Cut different shapes and lengths, then glue or tape them onto your toy.
- ◆ Arrange your paper and/or fabric to create fun patterns and designs. Use the scissors to cut different shapes and lengths, then glue or tape them onto your toy.
- ◆ String beads onto yarn or pipe cleaners, then glue your strand of beads onto your toy.

Activity based on the following Arizona Academic Primary School Standards in Visual Arts VA.CR.2.Ka; VA.CR.2.1a; VA.CR.2.2c; VA.CR.2.3a